

## Tools for Cu, Al and AlCu terminals

General information - Tools for Cu, Al and AlCu terminals .....	2
Crimp tool for Cu-terminals 4 - 25 mm <sup>2</sup> .....	3
Crimp tools for Cu-terminals 6 - 120 mm <sup>2</sup> .....	5
Battery-powered crimp tool for Cu-terminals 4 - 95 mm <sup>2</sup> .....	6
Crimp tool for Cu-terminals 10 - 240 mm <sup>2</sup> , Al-terminals 16 - 25 mm <sup>2</sup> (-35 solid) mm <sup>2</sup> and C-sleeves 100 mm <sup>2</sup> (total) .....	9
Accessories for crimping Cu with T2600, V600, V611 and PVX611 .....	11
Accessories for crimping Al with T2600, V600, V611 and PVX611 .....	14
DUAL SYSTEM for crimping flexible conductors in KRF/KSF terminals for demanding applications 10-400 mm <sup>2</sup> .....	15
Accessories for crimping Cu flexible conductors with DUAL system .....	18
Tools for Cu-terminals 10 - 400 mm <sup>2</sup> , Al-terminals 16 - 400 mm <sup>2</sup> and C-sleeves 6 - 240 mm <sup>2</sup> (total area) .....	20
Accessories for crimping Cu with V1300, V1311-A and PVX1300 .....	22
Accessories for crimping Al with V1300, V1311-A and PVX1300 .....	28
Accessories for crimping overhead lines with V1300, V1311-A and PVX1300 .....	31
Tools for Cu terminals 10 - 400 mm <sup>2</sup> and C sleeves 240 mm <sup>2</sup> (total) .....	32
Table stand for Cu- and Al-terminals .....	33
Accessories for crimping Cu with V1300C2, V1311C2-A and PVX1300C2 .....	34
Tools for Cu terminals 10 - 800 mm <sup>2</sup> , Al terminals 16 - 630 mm <sup>2</sup> and C-sleeves 6 - 300 mm <sup>2</sup> .....	39
Accessories for crimping Cu with V250 .....	40
Accessories for crimping Al with V250 .....	44
Accessories for crimping overhead lines with V250 .....	46
Crimp station for industrial crimping of KRF/KSF terminals 10 - 300 mm <sup>2</sup> .....	48
Analyzer - software for analysis of crimps and system calibration .....	50
Tools for Cu-terminals 500 - 1000 mm <sup>2</sup> and Al-terminals 800 - 1200 mm <sup>2</sup> .....	51
Lightweight and versatile designed pumps based on customer needs .....	54
Hydraulic foot pump .....	58

# General information - Tools for Cu, Al and AlCu terminals



## System Elpress

System Elpress consists of terminals and tools that are designed and tested together to give a certified crimping result. This ensures that users will feel confident when using our systems, and that a secure connection will be achieved through the proper handling of our products.

## Hydraulic crimp systems

Elpress hydraulic crimp systems crimp from 10 to 1200 mm<sup>2</sup>. The systems consist of pumps and crimp heads that can be freely combined or with complete hand-held tools, where these devices are integrated. Wide range of accessories available for crimping, pre-rounding, cutting etc. Together with the matching terminals, the complete system is formed. Both pumps and hand-held tools have, with a few exceptions, quick feed function that means crimping can begin after a few pump strokes. The systems have a built-in ratchet lock that ensures that an initial crimp is completed and thus produces results with the best characteristics. Pumps that can be connected to the different crimp heads provide the option of comfortable work in difficult situations and with maximum flexibility.



Crimp head V1300C2  
Die pair 13DCB20. with dies.

## Cu-terminals

The V1300 system is used for crimping Cu-terminals 10-400 mm<sup>2</sup>. An open-head C version is also available for better access in confined spaces.



## Al-terminals

The V1300 system is used for the indent crimping of Al connections and pre-rounding of Al conductors 16-240 mm<sup>2</sup>. Round crimping is carried out on sector-shaped Al conductors.



## Cu-terminals

The V250 system is used for crimping Cu-terminals 10-800 mm<sup>2</sup>.



## Al-terminals

The V250 system is used for indent crimping Al-terminals and pre-rounding Al conductors 16-630 mm<sup>2</sup>. Round crimping is carried out on sector-shaped Al conductors.



# Crimp tool for Cu-terminals 4 - 25 mm<sup>2</sup>

## Properties:

- certified tool for connection according to norms
- ergonomic handles facilitate installation
- scissor movement for access in confined spaces
- ratchet function that does not release until the crimp is complete
- hexagonal crimping with clearly marked crimping positions



## ES2258



Tested and certified mechanical hand-held tool for crimping Cu-terminals, type CUT 6-16 mm<sup>2</sup> and KR/KS 4-10 mm<sup>2</sup>.

mm <sup>2</sup>	AWG	Name	Crimp geometry	Net weight (kg)	Length mm	Width	Height
4-16	12-6	ES2258	Hexagonal	0,66	300	30	70

Crimp geometry



## EL2258



Tested and certified mechanical hand-held tool for crimping Cu-terminals, type KRF/KSF 16-25 mm<sup>2</sup>.

mm <sup>2</sup>	AWG	Name	Crimp geometry	Net weight (kg)	Length mm	Width	Height
16-25	5-3	EL2258	Hexagonal	0,66	300	30	70

Crimp geometry



## T2258



Tested and certified mechanical hand-held tool for crimping Cu-terminals, type CUT 6-16 mm<sup>2</sup> and KR/KRF/KS/KSF 4-16 mm<sup>2</sup>.

mm <sup>2</sup>	AWG	Name	Crimp geometries	Net weight (kg)	Length mm	Width	Height
4-16	12-6	T2258	Punch, Hexagonal	0,65	304	30	70

Crimp geometries





## ES2288



Tested and certified mechanical hand-held tool for crimping Cu-terminals, type KRT/KST 10-25 mm<sup>2</sup>.

mm <sup>2</sup>	AWG	Name	Crimp geometry	Net weight (kg)	Length mm	Width	Height
10-25	8-4	ES2288	Hexagonal	0,654	300	30	70

Crimp geometry



## EW1025



Tested and certified mechanical hand-held tool for crimping Cu-terminals 10-16 mm<sup>2</sup> and Al 16-25 mm<sup>2</sup>.

mm <sup>2</sup> (Cu)	AWG/ MCM (Cu)	mm <sup>2</sup> (Stranded Al)	AWG Al (Stranded)	Name	Crimp geometry	Net weight (kg)	Length	Width	Height
10-16	8-6	16-25	6-4	EW1025	Punch	0,678	300	30	70

Crimp geometry



# Crimp tools for Cu-terminals 6 - 120 mm<sup>2</sup>



## T3165

Mechanical hand-held tool for crimping Cu-terminals.

### Properties:

- equipped with ratchet function
- crimp wheels, rolled steel, which provide high strength
- crimp force up to approx. 35 kN

Crimp geometry



mm <sup>2</sup>	Name	Crimp geometry	Net weight (kg)	Length mm	Width	Height	Used for
10-70	T3165A1	Punch	2,930	500	44	80	KR/KRF/KS/KSF
10-95	T3165B	Punch	2,939	500	44	80	KR/KRD/KS/KSD
10-95	T3165C	Punch	2,939	500	44	80	KR/KRT/KS/KST



## TH series

Mechanical hand-held tool for crimping Cu-terminals, type KR/KRT and KS/KST, 6-120mm<sup>2</sup>.

### Properties:

- rotating crimping wheel
- no full closure mechanism
- crimp force up to approx. 35 kN

mm <sup>2</sup>	Name	Crimp geometry	Net weight (kg)	Length mm	Width	Height
6-50	TH0650T	Hexagonal	1,339	400	44	80
10-120	TH10120T	Hexagonal	3,761	650	44	80

Crimp geometry



# Battery-powered crimp tool for Cu-terminals 4 - 95 mm<sup>2</sup>



## PVL350 - Elpress Mini

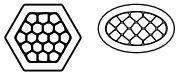


Battery-powered tool for crimping tube terminals and through connectors of type KR/KS, KRF/KSF, KRT/KST 10-70 mm<sup>2</sup> and KRD/KSD up to 95 mm<sup>2</sup> with special "MB" dies.

### Properties:

- opening head for easy die changes and good accessibility
- high-performance 10.8 V Li-Ion battery with indication of charge status
- very good accessibility and ergonomics
- opening, rotatable "flip top" head for easy die changes and slim crimp head for good accessibility
- rapid crimp sequence 3-4 seconds
- approx. 100-180 crimps/battery charges (depending on temp, frequency etc.)
- 2-component housing with grip-friendly protection. One-handed operation for easy control of all tool functions
- lightweight, and rapid crimping sequence for maximum efficiency
- automatic return of the dies when crimping is complete

Crimp geometries



mm <sup>2</sup> (Cu)	Name	Crimp geometry	Net weight (kg)	Length mm	Width	Height	Note
4-95	PVL350	Hexagonal, Oval	1,6	360	116	75	Charger: 230VAC
4-95	PVL350-US	Punch, Hexagonal, Oval	1,6	360	116	75	Charger: 115VAC
4-95	PVL350-WOBC	Punch, Hexagonal, Oval	1,1	360	116	75	without Battery/Charger

# Accessories for PVL350

## Crimp dies for PVL350 (KR/KRF, KS/KSF, CUT, C-sleeves)

Supplied in pairs.

For hexagonal crimping of Cu 4-70 mm<sup>2</sup>, class 2, 5 and 6 conductors acc. IEC 60228, CUT sleeves 6-16 mm<sup>2</sup> crimped with MB4016.

C-sleeves 6-25 mm<sup>2</sup> are crimped with MBC5 and MBC6.



Die pair MB11 for PVL350.



Die pair MBC5 for PVL350

Through conductor mm <sup>2</sup>	Branching mm <sup>2</sup>	mm <sup>2</sup> KR/KS, KRF/KSF	Name	Number of crimps	Net weight (kg)
		10	MB8	1	0,086
		16	MB9	2	0,085
		25	MB11	2	0,083
		35	MB13	2	0,081
		50	MB14,5	2	0,08
		70	MB17	3	0,075
		4-10, CUT 6-16	MB4016	1	0,082
6-16	6-16		MBC5	2	0,11
5-25	5-25		MBC6	2	0,11



## Crimp dies for PVL350 (KRT/KST)

Supplied in pairs.

For hexagonal crimping of Cu (class 2) 10-70 mm<sup>2</sup>.



Die pair MB11 for PVL350.

mm <sup>2</sup> KRT/KST	Name	Number of crimps	Net weight (kg)
10	MB7	1	0,088
16	MB8,5	1	0,087
25	MB10	2	0,084
35	MB12	2	0,083
50	MB14	3	0,080
70	MB16	3	0,075

## Crimp dies for PVL350 (KRD/KSD)

Supplied in pairs.

For hexagonal crimping of Cu (class 2) 10-95 mm<sup>2</sup>.



Die pair MB11 for PVL350.

mm <sup>2</sup> KRD/KSD	Name	Number of crimps	Net weight (kg)
10 / 16	MB8	1	0,086
25	MB9	2	0,085
35	MB11	2	0,083
50	MB12	2	0,083
70	MB14	3	0,080
95	MB17	3	0,075



# Crimp tool for Cu-terminals 10 - 240 mm<sup>2</sup>, Al-terminals 16 - 25 mm<sup>2</sup> (-35 solid) mm<sup>2</sup> and C-sleeves 100 mm<sup>2</sup> (total)



## V600



Tested and certified crimp head for crimping Cu-terminals, type KR/KS 10 mm<sup>2</sup>, KRF/KSF 16-150 mm<sup>2</sup>, KRD/KSD 16-185 mm<sup>2</sup>, KRT/KST 10-240 mm<sup>2</sup>, Al-terminals 16-25 mm<sup>2</sup> (-35 solid), C-sleeves 6/6-50/50 mm<sup>2</sup>, DIN 46235 10-95 mm<sup>2</sup>.

Used in combination with foot pump P4000 or the electrically powered pump PS710 (battery powered version of PS710E is also available).

### Properties:

- working pressure 63 MPa (630 bar)
- crimp force 55 kN
- robust fabric bag with room for 10 dies included

mm <sup>2</sup> (Cu)	mm <sup>2</sup> (Stranded Al)	mm <sup>2</sup> (Solid Al)	Name	Crimp geometries	Net weight (kg)	Length mm	Width	Height
10-240	16-25	16-35	V600	Punch, Hexagonal, Oval	2,45	189	74	53

### Crimp geometries



## V611



Tested and certified hand-held tool for crimping Cu-terminals, type KR/KS 10 mm<sup>2</sup>, KRF/KSF 16-150 mm<sup>2</sup>, KRD/KSD 16-185 mm<sup>2</sup>, KRT/KST 10-240 mm<sup>2</sup>, Al-terminals 16-25 mm<sup>2</sup> (-35 solid), C-sleeves 6/6-50/50 mm<sup>2</sup>, DIN 46235 10-95 mm<sup>2</sup>.

### Properties:

- fast-feed to crimp engagement provides short crimp times
- crimp force 55 kN
- delivered in sturdy textile bag

mm <sup>2</sup> (Cu)	mm <sup>2</sup> (Stranded Al)	mm <sup>2</sup> (Solid Al)	Name	Crimp geometries	Net weight (kg)	Length	Width	Height
10-240	16-25	16-35	V611	Punch, Hexagonal, Oval	2,6	425	115	53

### Crimp geometries





## PVX611/PVX611DB

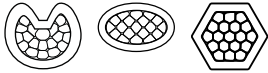


Tested and certified battery-powered crimp tool for crimping Cu-terminals, type KR/KS 10 mm<sup>2</sup>, KRF/KSF 16-150 mm<sup>2</sup>, KR/D/KSD 16-185 mm<sup>2</sup>, KRT/KST 10-240 mm<sup>2</sup>, Al-terminals 16-25 mm<sup>2</sup> (-35 solid), C sleeves 6/6-50/50 mm<sup>2</sup>, DIN 46235 10-95 mm<sup>2</sup>. PVX611DB has an extra battery.

### Properties:

- protects against dirt and dust through the closed chassis
- ergonomic design ensures optimum balance in the user's hand
- swivel opening crimp fork
- crimp force control using pressure monitoring
- one handed operation for easy work
- LED lighting for easier work
- fast-forward feeding for more efficient crimping
- display with information about the tool and service intervals
- tested together with Elpress TB dies and KB22/KB25
- crimp monitoring via display when the correct pressure/complete crimping is not achieved (warning light LED and signal)

### Crimp geometries



mm <sup>2</sup> (Cu)	mm <sup>2</sup> (Stranded Al)	mm <sup>2</sup> (Solid Al)	Name	Crimp geometries	Net weight (kg)	Length mm	Width	Height	Note
10-150	16-25	16-35	PVX611	Punch, Oval, Hexagonal	5,50	414	116	75	Charger: 230VAC
10-150	16-25	16-35	PVX611DB	Punch, Oval, Hexagonal	5,85	414	116	75	Delivered with 2 batteries
10-150	16-25	16-35	PVX611-US	Punch, Oval, Hexagonal	5,50	414	116	75	Charger: 115VAC
10-150	16-25	16-35	PVX611-WOBC	Punch, Oval, Hexagonal	3,90	414	116	75	Without Battery/Charger



## T2600



Mechanical hand-held tool for crimping Cu-terminals, type KR/KS 10 mm<sup>2</sup>, KRF/KSF 16-95 mm<sup>2</sup>, KR/D/KSD 16-120 mm<sup>2</sup>, KRT/KST 10-120 mm<sup>2</sup>, Al-terminals 16-25 mm<sup>2</sup> (-35 solid), and C-sleeves 6/6-50/50 mm<sup>2</sup>, DIN 46235 10-95 mm<sup>2</sup>.

### Properties:

- opening for easy die changes and for quick removal after jointing
- crimp force approx. 57 kN
- advanced force ratio for lowest handle force
- easy to work with in confined spaces
- only four die pairs are required to crimp 10-95 mm<sup>2</sup> Cu
- quick feed function
- delivered in a metal box

### Crimp geometries



mm <sup>2</sup> (Cu)	mm <sup>2</sup> (Solid Al)	Name	Crimp geometries	Net weight (kg)	Length mm	Width	Height
10-95	35	T2600	Punch, Hexagonal, Oval	1,9	445	185	52
10-120	35	T2600B	Punch, Hexagonal, Oval	4,12	445	185	52
10-120	35	T2600C	Punch, Hexagonal, Oval	4,12	445	185	52


# Accessories for crimping Cu with tools T2600, V600, V611 and PVX611

## Crimp dies for KRF/KSF

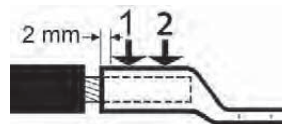
For Cu-terminals, hexagonal crimping. Supplied in pairs.  
The TB dies below are intended for Cu-terminals, type KRF/KSF, together with Cu conductor according to IEC 60228 (class 2, 5 and 6).



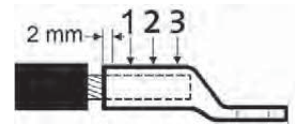
Die pair TB7-20 for V600, V611, PVX611 and T2600.



Die pair KB22 for V600, V611 and PVX611.



Crimp sequence for two crimps.



Crimp sequence for three crimps.

mm <sup>2</sup> KR/KS, KRF/KSF	Name	Number of crimps	Net weight (kg)
10 / 70	TB8-17	1, 2	0,138
16 / 35	TB9-13	1	0,149
25 / 50	TB11-14,5	1	0,149
10 / 95	TB7-20	1, 2	0,135
120	KB22	3	0,150
150	KB25	3	0,147

KBxx is not allowed to be used with T2600

## Crimp dies for KRD/KSD

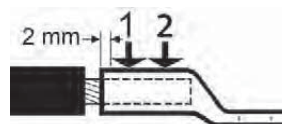
For Cu-terminals, hexagonal crimping. Supplied in pairs.  
The TB dies below are intended for Cu-terminals, type KRD/KSD, together with Cu conductor according to IEC 60228 (class 2).



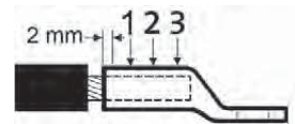
Die pair TB7-20 for V600, V611, PVX611 and T2600.



Die pair KB22 for V600, V611 and PVX611.



Crimp sequence for two crimps.



Crimp sequence for three crimps.

mm <sup>2</sup> KRD/KSD	Name	Number of crimps	Net weight (kg)
16 / 70	TB8-14	1	0,149
25 / 50	TB9-12	1	0,150
35 / 95	TB11-16	1, 2	0,142
150	KB22	3	0,150
185	KB25	3	0,147


KBxx is not allowed to be used with T2600

## Crimp dies for KRT/KST

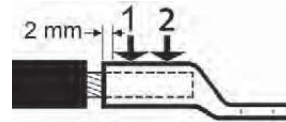
For Cu-terminals, hexagonal crimping. Supplied in pairs.  
The TB dies below are intended for Cu-terminals, type KRT/KST, together with Cu conductor according to IEC 60228 (class 2).



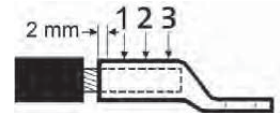
Die pair TB7-20 for V600, V611, PVX611 and T2600.



Die pair KB22 for V600, V611 and PVX611.



Crimp sequence for two crimps.



Crimp sequence for three crimps.

mm <sup>2</sup> KRT/KST	Name	Number of crimps	Net weight (kg)
10 / 120	TB7-19	1, 2	0,137
16 / 95	TB8,5-18	1, 2	0,137
25 / 70	TB10-16	1, 2	0,143
35 / 50	TB12-14	1	0,147
150	KB22	3	0,150
185	KB24	3	0,144
240	KB26	3	0,145

KBxx is not allowed to be used with T2600

## Crimp dies for overhead line

For joints on overhead lines AlMgSi (Super B) and Al59, hexagonal crimping. Supplied in pairs.



Die pair TBNP 16-20.

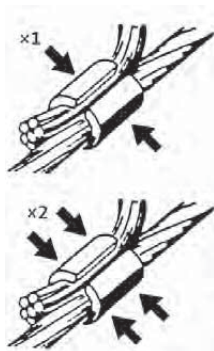
mm <sup>2</sup> Overhead line	Name	Number of crimps	Net weight (kg)	Note
31 - 99	TBNP16-20	2x5, 2x10	0,135	Used for AlMgSi and FeAl, LFS31, LFS62 and LFS99

# Crimp dies for C-sleeves

For Cu branching with C-sleeves, oval crimping. Supplied in pairs.



TBC89-B13



1 and 2 crimps.

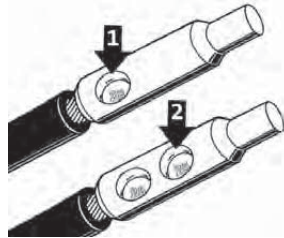
Through conductor mm <sup>2</sup>	Branching mm <sup>2</sup>	mm <sup>2</sup>	Name	Number of crimps	Net weight (kg)	Die holder required	Note
6-16 (C5) & 5-25 (C6)	6-16 (C5) & 5-25 (C6)	Total: 12-26 (C5), 30-50 (C6)	TBC5-C6	1	0,142	No	C5 (Sleeve: C6-10) and C6 (Sleeve: C16-25)
6-50	6-50	Total: 50-100 (C89)	TBC89-B13	2, 1	0,123	No	C89 (Sleeve: C25-50) and B13 (KRF/KSF: 35 mm <sup>2</sup> )

06

# Accessories for crimping Al with T2600, V600, V611 and PVX611

## Punch and Matrix for Al

For Al-terminals, indent crimping. Not used for pre-rounding.



Matrix holder TV2620, matrix TP13M, punch TP13D.

Crimp sequence

Stranded Al mm <sup>2</sup>	Solid Al mm <sup>2</sup>	Matrix	Matrix holder	Punch	Number of crimps
16-25	16-35	TP13M	TV2620	TP13D	2

Two crimps are always needed.

## Crimp dies for Al and Cu

For crimping 16-25 mm<sup>2</sup> Al and 10-16 mm<sup>2</sup> Cu. Rotatable die, one side for crimping aluminum and the other side for crimping copper. Used in the V600 system.



Punch crimping. The dies below are intended to be used together with Cu/Al conductors according to IEC 60228.



Stranded Al mm <sup>2</sup>	mm <sup>2</sup> KR/KS, KRF/KSF	Name	Number of crimps	Net weight (kg)	Note
16-25	10-16	TBKA9-11,5	1	0,14	Used to crimp AS1625 and AKS1625-1016



# DUAL SYSTEM for crimping flexible conductors in KRF/KSF terminals for demanding applications 10-400 mm<sup>2</sup>




## Properties:

- patented crimping
- for crimping of flexible Cu conductors according to IEC 60228, type class 5
- used with Elpress KRF/KSF terminals
- for extra harsh environments such as cars and trains, where the terminals in addition to electrical properties are also exposed to, for example, corrosion, mechanical durability and vibration
- meets IEC/EN 61238:1
- meets corrosion requirements according to DIN V 40 046-37
- meets the requirements for vibration according to EN 50 155
- meets the requirements of mechanical strength according to SEN 24 50 10

## Crimping sequence

Contact crimping takes place in a two-stage movement, first a hexagonal crimping that provides optimal symmetrical contact with the conductor, which means that no wires are broken or come apart in the edge facing the connector. This is followed by indent crimping, which provides 30% better electrical properties.



## PVX1300/PVX1300DB

Tested and certified battery-powered crimp gun for contact crimping Cu-terminals, type KR/KRT 10 mm<sup>2</sup>, KS/KST 10 mm<sup>2</sup>, KRF/KRD/KRT 16-400 mm<sup>2</sup>, KSF/KSD/KST 16-400 mm<sup>2</sup>, Al-terminals 16-400 mm<sup>2</sup> (-240 solid), DIN 46235 10-300 mm<sup>2</sup>, C sleeves up to 240 mm<sup>2</sup> total area (C95-120).

## Properties:

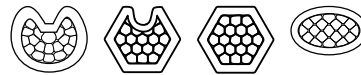
- ergonomic design ensures optimum balance in the user's hand
- crimp monitoring with warning light and signal when the correct pressure/full crimp is not achieved
- LED work lighting
- possibility of documentation of each crimp for unique service control
- crimp force 124 kN (13 tonnes)
- crimps/charging: 60-120 depending on size and temperature
- crimp time: 4-12s depending on size
- usage temperature -20°C to +40°C
- Li-Ion Makita, 5.0 Ah, 18V
- charger Li-Ion Makita, charging time 22 min 110-240VAC 50-60Hz
- DUAL: 10 - 300 mm<sup>2</sup>



90



## Crimp geometries



mm <sup>2</sup> (Cu)	mm <sup>2</sup> (Stranded Al)	mm <sup>2</sup> (Solid Al)	Name	Crimp geometry	Net weight (kg)	Length mm	Width	Height	Note
10-400	16-400	16-240	PVX1300	Punch, Dual, Hexagonal, Oval	6,7	412	319	75	Delivered in standard case
10-400	16-400	16-240	PVX1300DB	Punch, Dual, Hexagonal, Oval	7,3	412	319	75	Delivered with 2 batteries
10-400	16-400	16-240	PVX1300-ADV	Punch, Dual, Hexagonal, Oval	14,2	412	319	75	Delivered in CASE ADV.
10-400	16-400	16-240	PVX1300DB-ADV	Punch, Dual, Hexagonal, Oval	14,2	412	319	75	Delivered with 2 batteries and CASE ADV.
10-400	16-400	16-240	PVX1300-WOBC-ADV	Punch, Dual, Hexagonal, Oval	12,4	412	319	75	Delivered in CASE ADV. and without Battery/Charger
10-300	16-400	16-240	PVX1300-US	Punch, Dual, Hexagonal, Oval	6,7	412	319	75	Delivered with battery and US-charger
10-300	16-400	16-240	PVX1300DB-US	Punch, Dual, Hexagonal, Oval	7,3	412	319	75	Delivered with 2 batteries and US-charger
10-400	16-400	16-240	PVX1300-WOBC	Punch, Dual, Hexagonal, Oval	4,8	412	319	75	Delivered without Battery/Charger





## DV1300

Tested and certified crimp head with patented DUAL technology for crimping Cu-terminals, type KR/KRF and KS/KSF 10-300 mm<sup>2</sup>. Used in combination with foot pump P4000 or the electrically powered pump PS710 (battery powered version of PS710E is also available).

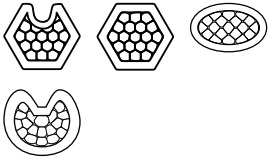


### Properties:

- crimp head with the patented DUAL technology that provides optimised hexagonal crimping + a certain amount of indent crimping in two integrated steps
- working pressure 63 MPa (630 bar)
- crimp force 130 kN
- no die holders are needed for DUAL dies
- other accessories (without DUAL function) for crimping both Cu and Al-terminals can be used
- DUAL: 10 - 300 mm<sup>2</sup>

mm <sup>2</sup> (Cu)	mm <sup>2</sup> (Stranded Al)	mm <sup>2</sup> (Solid Al)	Name	Crimp geometries	Net weight (kg)	Length mm	Width	Height
10-400	16-400	16-240	DV1300	Punch, Dual, Hexagonal, Oval	3,34	265	74	75

### Crimp geometries



## DV1300C2

Crimp head with patented DUAL technology for crimping Cu-terminals, type KR/KRF and KS/KSF 10-300 mm<sup>2</sup>. Used in combination with foot pump P4000 or the electrically powered pump PS710 (battery powered version of PS710E is also available).



### Properties:

- crimp head for the patented DUAL technology that provides optimised hexagonal crimping + a indent crimping in two integrated steps
- working pressure 63 MPa (630 bar)
- crimp force 130 kN
- no die holders are needed for DUAL dies
- other accessories (without DUAL function) for crimping Cu can be used
- DUAL: 10 - 300 mm<sup>2</sup>

mm <sup>2</sup> (Cu)	Name	Crimp geometries	Net weight (kg)	Length mm	Width	Height
10-400	DV1300C2	Dual, Hexagonal, Oval	4,9	297	140	75

### Crimp geometries



# PVX1300C2/PVX1300C2DB

Tested and certified battery-powered crimp gun for crimping Cu-terminals, type Cu-terminals, type KR/KRT 10 mm<sup>2</sup>, KS/KST 10 mm<sup>2</sup>, KRF/KRD/KRT 16-400 mm<sup>2</sup>, KSF/KSD/KST 16-400 mm<sup>2</sup>, C-sleeves up to 240 mm<sup>2</sup> total area (C95-120).

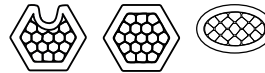


**Properties:**

- ergonomic design ensures optimum balance in the user's hand
- crimp monitoring with warning light (LED) and signal when the correct pressure/ full crimp is not achieved
- LED work lighting
- possibility of documentation of each crimp for unique service control
- crimp force 124 kN (13 tonnes)
- usage temperature -20°C to +40°C
- Li-Ion Makita, 5.0 Ah, 18V
- charger Li-Ion Makita, charging time 22 min 110-240VAC 50-60Hz
- DUAL: 10 - 300 mm<sup>2</sup>



Crimp geometries



mm <sup>2</sup> (Cu)	Name	Crimp geometry	Net weight (kg)	Length mm	Width	Height	Note
10-400	PVX1300C2	Dual, Hexagonal, Oval	7,5	399	319	75	Delivered in standard case
10-400	PVX1300C2DB	Dual, Hexagonal, Oval	8,1	399	319	75	Delivered with 2 batteries
10-400	PVX1300C2-ADV	Dual, Hexagonal, Oval	15,1	399	319	75	Delivered in CASE ADVANCED
10-400	PVX1300C2DB-ADV	Dual, Hexagonal, Oval	15,1	399	319	75	2 batteries and CASE ADV.
10-400	PVX1300C2-US	Dual, Hexagonal, Oval	5,6	399	319	75	With US charger
10-400	PVX1300C2DB-US	Dual, Hexagonal, Oval	6,2	399	319	75	Delivered with 2 batteries and US-charger
10-400	PVX1300C2-WOBC	Dual, Hexagonal, Oval	5,6	399	319	75	without Battery/Charger

90



# DV250

Tested and certified crimp head with patented DUAL technology for crimping Cu-terminals, type KRF/KSF 120-400 mm<sup>2</sup>. Used in combination with foot pump P4000 or the electrically powered pump PS710 (battery powered version of PS710E is also available).

**Properties:**

- crimp head with the patented DUAL technology that provides optimised hexagonal crimping + a certain amount of indent crimping in two integrated steps
- working pressure 63 MPa (630 bar)
- crimp force 250kN (25 tonnes)
- large crimp area
- no die holders are needed for DUAL dies
- Other accessories (without DUAL function) for crimping both Cu and Al-terminals can be used
- DUAL: 120 - 400 mm<sup>2</sup>



mm <sup>2</sup> (Cu)	mm <sup>2</sup> (Stranded Al)	mm <sup>2</sup> (Solid Al)	Name	Crimp geometries	Net weight (kg)	Length mm	Width	Height
10-800	16-630	16-300	DV250	Punch, Dual, Hexagonal, Oval	4,8	280	111	74

Crimp geometries



# Accessories for crimping Cu flexible conductors with DUAL system DV1300, DV1300C2, PVX1300, PVX1300C2 and DV250

## Crimp dies for DV1300 och PVX1300

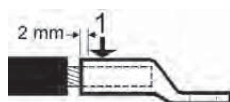
Supplied in pairs.

For Cu-terminals, type KR/KRF and KS/KSF and flexible Cu conductors.

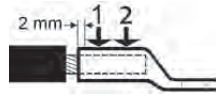
No die holders are needed.



Die pair 13DB20.



Crimp sequence for one crimp.



Crimp sequence for two crimps.

mm <sup>2</sup>	Name	Number of crimps	Net weight (kg)
10	13DB8	1	0,448
16	13DB9	1	0,447
25	13DB11	1	0,462
35	13DB13	1	0,477
50	13DB14,5	1	0,480
70	13DB17	1	0,486
95	13DB20	1	0,484
120	13DB22	2	0,441
150	13DB25	2	0,440
185	13DB27	2	0,443
240	13DB30	2	0,453
300	13DB32	2	0,428

## Crimp dies for DV1300C2 and PVX1300C2

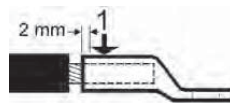
Supplied in pairs.

For Cu-terminals, type KR/KRF and KS/KSF and flexible Cu conductors.

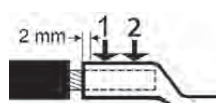
No die holders are needed.



Die pair 13DCB20.



Crimp sequence for one crimp.

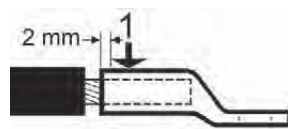


Crimp sequence for two crimps.

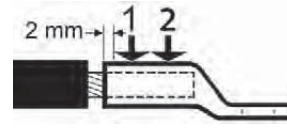
mm <sup>2</sup>	Name	Number of crimps	Net weight (kg)
10	13DCB8	1	0,456
16	13DCB9	1	0,440
25	13DCB11	1	0,465
35	13DCB13	1	0,486
50	13DCB14,5	1	0,497
70	13DCB17	1	0,503
95	13DCB20	1	0,507
120	13DCB22	2	0,450
150	13DCB25	2	0,498
185	13DCB27	2	0,514
240	13DCB30	2	0,534
300	13DCB32	2	0,490

# Crimp dies for DV250

Supplied in pairs.  
 For Cu-terminals, type KR/KRF and KS/KSF and flexible Cu conductors.  
 No die holders are needed.



Crimp sequence for one crimp.



Crimp sequence for two crimps.

mm <sup>2</sup>	Name	Number of crimps	Net weight (kg)
120	DB2522	1	1,060
150	DB2525	1	1,060
185	DB2527	1	1,060
240	DB2530	1	1,060
300	DB2532	1	1,060
400	DB2538	2	1,060

96

# Tools for Cu-terminals 10 - 400 mm<sup>2</sup>, Al-terminals 16 - 400 mm<sup>2</sup> and C-sleeves 6 - 240 mm<sup>2</sup> (total area)



## V1300



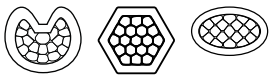
Tested and certified crimp head for crimping Cu-terminals, type KR/KRT 10 mm<sup>2</sup>, KS/KST 10 mm<sup>2</sup>, KRF/KRD/KRT 16-400 mm<sup>2</sup>, KSF/KSD/KST 16-400 mm<sup>2</sup>, Al-terminals 16-400 mm<sup>2</sup> (-240 solid), DIN 46235 10-300 mm<sup>2</sup>, C sleeves up to 240 mm<sup>2</sup> total area (C95-120). Used in combination with foot pump P4000 or the electrically powered pump PS710 (battery powered version of PS710E is also available).

### Properties:

- working pressure 63 MPa (630 bar)
- crimp force 130 kN (13 tonnes)
- versatile and easy-to-use steel crimp head

mm <sup>2</sup> (Cu)	mm <sup>2</sup> (Stranded Al)	mm <sup>2</sup> (Solid Al)	Name	Crimp geometries	Net weight (kg)	Length mm	Width	Height
10-400	16-400	16-240	V1300	Punch, Hexagonal, Oval	3,46	263	88	75

### Crimp geometries



## V1311-A



Tested and certified hydraulic hand-held tool for crimping Cu-terminals, type KR/KRT 10 mm<sup>2</sup>, KS/KST 10 mm<sup>2</sup>, KRF/KRD/KRT 16-400 mm<sup>2</sup>, KSF/KSD/KST 16-400 mm<sup>2</sup>, Al terminals 16-400 mm<sup>2</sup> (-240 solid), DIN 46235 10-300 mm<sup>2</sup>, C-sleeves up to 240 mm<sup>2</sup> total area (C95-120).

### Properties:

- fast forward feeding
- crimp force 130 kN (13 tonnes)
- requires low handle force, approx 245 N at max force
- the fork can rotate 180°

mm <sup>2</sup> (Cu)	mm <sup>2</sup> (Stranded Al)	mm <sup>2</sup> (Solid Al)	Name	Crimp geometries	Net weight (kg)	Length mm	Width	Height
10-400	16-400	16-240	V1311-A	Punch, Hexagonal, Oval	4,3	588	150	74

### Crimp geometries



# PVX1300/PVX1300DB

Tested and certified battery-powered crimp gun for contact crimping Cu-terminals, type KR/KRT 10 mm<sup>2</sup>, KS/KST 10 mm<sup>2</sup>, KRF/KRD/KRT 16-400 mm<sup>2</sup>, KSF/KSD/KST 16-400 mm<sup>2</sup>, Al-terminals 16-400 mm<sup>2</sup> (-240 solid), DIN 46235 10-300 mm<sup>2</sup>, C sleeves up to 240 mm<sup>2</sup> total area (C95-120).

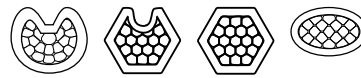


**Properties:**

- ergonomic design ensures optimum balance in the user's hand
- crimp monitoring with warning light and signal when the correct pressure/full crimp is not achieved
- LED work lighting
- possibility of documentation of each crimp for unique service control
- crimp force 124 kN (13 tonnes)
- crimps/charging: 60-120 depending on size and temperature
- crimp time: 4-12s depending on size
- usage temperature -20°C to +40°C
- Li-Ion Makita, 5.0 Ah, 18V
- charger Li-Ion Makita, charging time 22 min 110-240VAC 50-60Hz
- DUAL: 10 - 300 mm<sup>2</sup>



Crimp geometries



90

mm <sup>2</sup> (Cu)	mm <sup>2</sup> (Stranded Al)	mm <sup>2</sup> (Solid Al)	Name	Crimp geometry	Net weight (kg)	Length mm	Width	Height	Note
10-400	16-400	16-240	PVX1300	Punch, Dual, Hexagonal, Oval	6,7	412	319	75	Delivered in standard case
10-400	16-400	16-240	PVX1300DB	Punch, Dual, Hexagonal, Oval	7,3	412	319	75	Delivered with 2 batteries
10-400	16-400	16-240	PVX1300-ADV	Punch, Dual, Hexagonal, Oval	14,2	412	319	75	Delivered in CASE ADVANCED
10-400	16-400	16-240	PVX1300DB-ADV	Punch, Dual, Hexagonal, Oval	14,2	412	319	75	Delivered with 2 batteries and CASE ADV.
10-400	16-400	16-240	PVX1300-WOBC-ADV	Punch, Dual, Hexagonal, Oval	12,4	412	319	75	Delivered in CASE ADV. and without Battery/Charger
10-300	16-400	16-240	PVX1300-US	Punch, Dual, Hexagonal, Oval	6,7	412	319	75	Delivered with battery and US-charger
10-300	16-400	16-240	PVX1300DB-US	Punch, Dual, Hexagonal, Oval	7,3	412	319	75	Delivered with 2 batteries and US-charger
10-400	16-400	16-240	PVX1300-WOBC	Punch, Dual, Hexagonal, Oval	4,8	412	319	75	Delivered without Battery/Charger

# Accessories for crimping Cu with V1300, V1311-A and PVX1300

The B dies below are intended for Cu-terminals, type KR/KRF and KS/KSF, together with both stranded, multi-stranded and very flexible Cu conductors of Class 2, 5 and 6 respectively according to IEC 60228. For multi-stranded (Class 5) Cu conductors, crimping is recommended with the Dual system. KR/KRF and KS/KSF are only used for stranded (Class 2) Cu conductors.

## Crimp dies for KRF/KSF

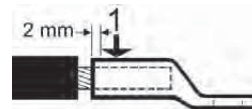
For Cu-terminals, hexagonal crimping. Supplied in pairs.  
 The B dies below are intended for Cu-terminals, type KR/KRF and KS/KSF, together with Cu conductors according to IEC 60228. For multi-stranded (Class 5) and very flexible (Class 6) Cu conductors, crimping with the Dual system is recommended.  
 Use inner die holder **V1316** and outer die holder **V1318**.



Outer die holder V1318, B-dies, inner die holder V1316.



Integrated dies 13B32.



Crimp sequence for one crimp.

mm <sup>2</sup>	Name	Number of crimps	Net weight (kg)
10	B8	1	0,101
16	B9	1	0,103
25	B11	1	0,109
35	B13	1	0,113
50	B14,5	1	0,111
70	B17	1	0,107
95	B20	1	0,115
120	B22	1	0,148
150	B25	1	0,135

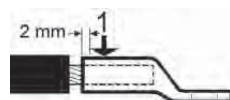


## Crimp dies for KRF/KSF (integrated)

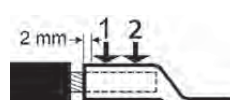
For Cu-terminals, hexagonal crimping. Supplied in pairs.  
The integrated B dies below are intended for Cu-terminals, type KR/KRF and KS/KSF, together with Cu conductors according to IEC 60228.  
For multi-stranded (Class 5) and very flexible (Class 6) Cu conductors, crimping with the Dual system is recommended.  
Used without a die holder.



Integrated dies 13B32.



Crimp sequence for one crimp.



Crimp sequence for two crimps.



Crimp sequence for three crimps.

mm <sup>2</sup>	Name	Number of crimps	Net weight (kg)
10	13B8	1	0,438
16	13B9	1	0,445
25	13B11	1	0,460
35	13B13	1	0,475
50	13B14,5	1	0,471
70	13B17	1	0,465
95	13B20	1	0,473
120	13B22	2	0,421
150	13B25	2	0,422
185	13B27	2	0,419
240	13B30	2	0,413
300	13B32	2	0,408
400	13B38	3	0,308

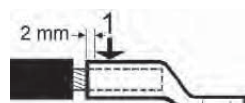
96

## Crimp dies for KRD/KSD

For Cu-terminals, hexagonal crimping. Supplied in pairs.  
The B dies below are intended for Cu-terminals, type KRD and KSD, together with Cu conductors class 2 according to IEC 60228.  
Use inner die holder **V1316** and outer die holder **V1318**.



Outer die holder V1318, B-dies, inner die holder V1316.



Crimp sequence for one crimp.

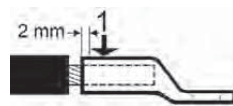
mm <sup>2</sup> KRD/KSD	Name	Number of crimps	Net weight (kg)	Die holder required
16	B8	1	0,101	Yes
25	B9	1	0,103	Yes
35	B11	1	0,109	Yes
50	B12	1	0,108	Yes
70	B14	1	0,112	Yes
95	B16	1	0,107	Yes
120	B19	1	0,118	Yes
150	B22	1	0,148	Yes

## Crimp dies for KRD/KSD (integrated)

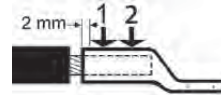
For Cu-terminals, hexagonal crimping. Supplied in pairs.  
The integrated B dies below are intended for Cu-terminals, type KRD and KSD, together with Cu conductors Class 2 according to IEC 60228. Used without a die holder.



Integrated dies 13B32.



Crimp sequence for one crimp.



Crimp sequence for two crimps.

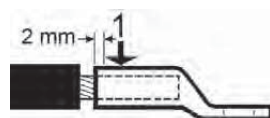
mm <sup>2</sup> KRD/KSD	Name	Number of crimps	Net weight (kg)
16	13B8	1	0,438
25	13B9	1	0,445
35	13B11	1	0,460
50	13B12	1	0,457
70	13B14	1	0,471
95	13B16	1	0,466
120	13B19	1	0,476
150	13B22	2	0,421
185	13B25	2	0,422
240	13B27	2	0,419
300	13B30	2	0,413
400	13B32	2	0,408

## Crimp dies for KRT/KST

For Cu-terminals, hexagonal crimping. Supplied in pairs.  
The B dies below are intended for Cu-terminals, type KRT and KST, together with Cu conductors class 2 according to IEC 60228. Use inner die holder **V1316** and outer die holder **V1318**.



Outer die holder V1318, B-dies, inner die holder V1316.



Crimp sequence for one crimp.

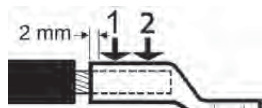
mm <sup>2</sup> KRT/KST	Name	Number of crimps	Net weight (kg)
10	B7	1	0,101
16	B8,5	1	0,101
25	B10	1	0,106
35	B12	1	0,108
50	B14	1	0,112
70	B16	1	0,107
95	B18	1	0,120
120	B19	1	0,118
150	B22	1	0,148
185	B24	1	0,139

## Crimp dies for KRT/KST (integrated)

For Cu-terminals, hexagonal crimping. Supplied in pairs.  
The integrated B dies below are intended for Cu-terminals, type KRT and KST, together with Cu conductors Class 2 according to IEC 60228. Used without a die holder.



Integrated dies 13B32.



Crimp sequence for two crimps.

mm <sup>2</sup> KRT/KST	Name	Number of crimps	Net weight (kg)
25	13B10	1	0,451
35	13B12	1	0,457
50	13B14	1	0,471
70	13B16	1	0,466
95	13B18	1	0,480
120	13B19	1	0,476
150	13B22	2	0,421
185	13B24	2	0,001
240	13B26	2	0,420
300	13B30	2	0,413
400	13B32	2	0,408

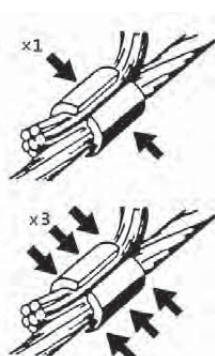
96

## Crimp dies for C-sleeves

For Cu branching with C-sleeves, oval crimping.  
Unless otherwise stated, use inner die holder **V1316**, and outer die holder **V1318**.



Outer die holder V1318,  
BC dies, inner die holder V1316.



One and three crimps.

Through conductor mm <sup>2</sup>	Branching mm <sup>2</sup>	mm <sup>2</sup>	Name	Number of crimps	Net weight (kg)	Die holder required
6-16	6-16	Total: 12-26	BC5	1	0,112	Yes
5-25	5-25	Total: 30-50	BC6	1	0,149	Yes
6-50	6-50	Total: 50-100	BC8-9	1	0,138	Yes
25-120	25-120	Total: 95-190	13BC13	3	0,410	
25-185	25-185	Total: 175-240	13BC15	3	0,404	

# Die holders for the 1300 system

Outer and inner holder for the 1300 system.



Outer die holder V1318



Inner die holder V1316

Name	Net weight (kg)
V1316	0,197
V1318	0,309



## CASE ADVANCED

A safer, more durable and easier to handle case for Elpress crimping tools, PVX1300 and PVX1300C2. CASE ADVANCED can handle the most demanding conditions. The case is IP67 rated, withstands dust and heavy impacts. Pull handles and wheels make it easier for the user to transport the tool and the right accessories.



### Properties:

- lifetime warranty.
- handles can withstand up to 30 kg.
- compartment for easy storage of dies, matrices and punches.
- withstands temperatures from -30 °C up to +90 °C.
- the case can be locked with double padlocks.
- pressure equalisation valve.
- IP67 (fully waterproof to a depth of 1 metre).
- STANAG4280, DEF-STAN 81-41 Certification.

Name	Net weight (kg)
PVX1300-CASE-ADV	7,6



## Storage box LV1300B

Storage box that holds the V1300 tool and accessories to crimp Elpress Cu-terminals.

### Properties:

- material plywood
- interior material polyethylene
- solid, moulded interior



Name	Net weight (kg)	Length mm	Width	Height
LV1300B	5,12	570	467	130



## Storage box L1300 CU-ALU

Additional storage box for accessories for PVX1300. The box holds all the accessories needed when working with the 1300 system from Elpress. The box holds space for 14 B-dies, 1-2 die holders, 12-14 integrated B-dies (DUAL-die pairs), 4 punches (AL crimping), 8 pre-rounding punches and 3 matrixes as well as a matrix holder (example). The box is designed together with the L-PVX1300, and is advantageously used with this box.

### Properties:

- material plywood
- interior material polyethylene
- solid, moulded interior



Name	Net weight (kg)	Length mm	Width	Height
L1300 CU-ALU	3,76	570	435	175



## Storage box L-PVX1300

Additional storage box for PVX1300. The box is designed to hold PVX1300 with charger and an extra battery. there's also extra space for a few dies, stripping tool and terminals. The box is designed together with the L1300 CU-ALU and is advantageously used together.

### Properties:

- material plywood
- interior material polyethylene
- solid, moulded interior

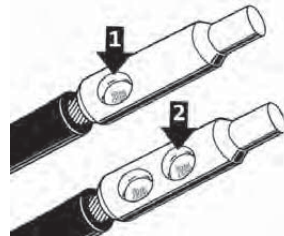


Name	Net weight (kg)	Length mm	Width	Height
L-PVX1300	3,76	570	435	175

# Accessories for crimping Al with V1300, V1311-A and PVX1300

## Punch and Matrix for indent crimping

For Al-terminals, indent crimping. For the indent crimping of Al-terminals, two crimps are always required. For 16-150 (185 solid) mm<sup>2</sup> use matrix holder V1320.



Matrix holder V1320, matrix P13M, punch P13D.

Crimp sequence

Stranded Al mm <sup>2</sup>	Solid Al mm <sup>2</sup>	Matrix	Punch	Number of crimps	Matrix holder required	Punch holder required	Note
16-25	16-35	P13M	P13D	2	Yes	No	
35-70	50-95	P20M	P20D	2	Yes	No	
95-150	120-185	P25M	P25D	2	Yes	No	
185-240	240	13P32M	P32D	2	No	No	
300-400		13P37M	13P37D	2	No	No	

Matrix with safety line. For Al-terminals, type AKKxxxB/AKSxxxB and sleeves type ASxxxB.

## Punch and Matrix for pre-rounding

For Al conductors, pre-rounding. Use matrix holder V1320.



Matrix holder V1320, matrix R6MR, punch 13R6DR.

Stranded Al mm <sup>2</sup>	Solid Al mm <sup>2</sup>	Matrix	Punch	Number of crimps	Matrix holder required	Punch holder required
16	16 (+25)	R6MR	13R6DR	1	Yes	No
25	35	R7MR	13R7DR	1	Yes	No
35	50	R8MR	13R8DR	1	Yes	No
50	70	R9MR	13R9DR	1	Yes	No
70	95	R12MR	13R12DR	1	Yes	No
95	120	R13MR	13R13DR	1	Yes	No
120	150	R15MR	13R15DR	1	Yes	No
150	185	R16MR	13R16DR	1	Yes	No
185	240	13R18MR	13R18DR	1	Yes	No
240		13R20MR	13R20DR	1	Yes	No



## Matrix holder for the 1300 system

Matrix holder for non-integrated matrix. Punch holder not required for the 1300 system.



Stranded Al mm <sup>2</sup>	Solid Al mm <sup>2</sup>	Name	Net weight (kg)
16-150	16-185	V1320	0,367

## MultiCrimp punch and matrix for indent crimping

For Al-terminals 50-240 mm<sup>2</sup>, indent crimp, both round- and sector shaped conductors. Without need for pre-rounding of sector shaped conductors. Used without matrix holder.



06



Stranded Al mm <sup>2</sup>	Matrix	Punch	Number of crimps	Net weight (kg)
50-95	13P5095M	13P5095D	1	0,394
120-150	13P120150M	13P120150D	1	0,394
185-240	13P185240M	13P185240D	2	0,394





## Storage box L-Alu

Additional storage box for LV1300B and LV250, with space for accessories to crimp Elpress Al-terminals.

### Properties:

- material plywood
- interior material polyethylene
- solid, moulded interior

Name	Net weight (kg)	Length mm	Width	Height
L-ALU	5,17	570	467	130



## Storage box L-PVX1300

Additional storage box for PVX1300. The box is designed to hold PVX1300 with charger and an extra battery. there's also extra space for a few dies, stripping tool and terminals. The box is designed together with the L1300 CU-ALU and is advantageously used together.

### Properties:

- material plywood
- interior material polyethylene
- solid, moulded interior

Name	Net weight (kg)	Length mm	Width	Height
L-PVX1300	3,76	570	435	175



## Storage box L1300 CU-ALU

Additional storage box for accessories for PVX1300. The box holds all the accessories needed when working with the 1300 system from Elpress. The box holds space for 14 B-dies, 1-2 die holders, 12-14 integrated B-dies (DUAL-die pairs), 4 punches (AL crimping), 8 pre-rounding punches and 3 matrices as well as a matrix holder (example). The box is designed together with the L-PVX1300, and is advantageously used with this box.

### Properties:

- material plywood
- interior material polyethylene
- solid, moulded interior

Name	Net weight (kg)	Length mm	Width	Height
L1300 CU-ALU	3,76	570	435	175

# Accessories for crimping overhead lines with V1300, V1311-A and PVX1300

## Crimp dies for AlMgSi (Super B) and Al59

Supplied in pairs. Hexagonal crimping. Use inner die holder V1316, and outer die holder V1318.



Outer die holder V1318, BNP dies, inner die holder V1316.

mm <sup>2</sup> Overhead line	Name	Number of crimps	Net weight (kg)	Die holder required	Note
31-62	B16NP	2x5	0,118	Yes	AlMgSi 31-62 mm <sup>2</sup> , FeAL: 62 mm <sup>2</sup> , ALUS 50 mm <sup>2</sup>
99	B20NP	2x5	0,126	Yes	AlMgSi 99 mm <sup>2</sup> , FeAL: 99 mm <sup>2</sup>
157	13B26	2x16	0,420	No	Overhead line: 157 mm <sup>2</sup> (2x16 crimps)
241	13B32	2x16	0,408	No	Overhead line: 241 mm <sup>2</sup> (2x16 crimps)

## Crimp dies for overhead lines FeAl

Supplied in pairs. BxxFE dies are used for steel sleeves and BxxNP dies are used for Al-sleeves. Use inner die holder V1316 and outer die holder V1318.



Die pair B16NP

mm <sup>2</sup>	Die Fe	Die Al	Number of crimps
62	B6FE	B16NP	2x5
99	B8FE	B20NP	2x5

# Tools for Cu terminals 10 - 400 mm<sup>2</sup> and C sleeves 240 mm<sup>2</sup> (total)



## V1300C2



Tested and certified crimp head for crimping Cu-terminals, type KR/KRT 10 mm<sup>2</sup>, KS/KST 10 mm<sup>2</sup>, KRF/KRD/KRT 16-400 mm<sup>2</sup>, KSF/KSD/KST 16-400 mm<sup>2</sup>. Used in combination with foot pump P4000 or battery and mains powered pump PS710 (battery powered version of PS710E is also available).

### Properties:

- working pressure 63 MPa (630 bar)
- crimp force 130 kN
- versatile and easy to use

mm <sup>2</sup> (Cu)	Name	Crimp geometries	Net weight (kg)	Length mm	Width	Height
10-400	V1300C2	Hexagonal, Oval	4,6	296	125	75

### Crimp geometries



## V1311C2-A



Tested and certified hydraulic hand-held tool for crimping Cu-terminals, type KR/KRT 10 mm<sup>2</sup>, KS/KST 10 mm<sup>2</sup>, KRF/KRD/KRT 16-400 mm<sup>2</sup>, KSF/KSD/KST 16-400 mm<sup>2</sup>.

### Properties:

- fast forward feeding
- the fork can rotate 180°
- crimp force 130 kN
- requires low handle force, about 245N at maximum force
- easy to carry and work with

mm <sup>2</sup> (Cu)	Name	Crimp geometries	Net weight (kg)	Length mm	Width	Height
10-400	V1311C2-A	Hexagonal, Oval	5,7	625	150	76



Storage box supplied with the V1311C2-A and V1311-A tools.

# PVX1300C2/PVX1300C2DB

Tested and certified battery-powered crimp gun for crimping Cu-terminals, type KR/KRF and KS/KSF 10-400 mm<sup>2</sup>, C-sleeves up to 240 mm<sup>2</sup> total area (C95-120).

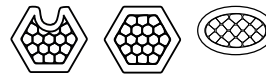


## Properties:

- ergonomic design ensures optimum balance in the user's hand
- crimp monitoring with warning light and signal when the correct pressure/full crimp is not achieved
- LED work lighting
- possibility of documentation of each crimp for unique service control
- crimp force 124 kN (13 tonnes)
- usage temperature -20°C to +40°C
- Li-Ion Makita, 5.0 Ah, 18V
- charger Li-Ion Makita, charging time 22 min 110-240VAC 50-60Hz
- DUAL: 10 - 300 mm<sup>2</sup>



## Crimp geometries



mm <sup>2</sup> (Cu)	Name	Crimp geometry	Net weight (kg)	Length	Width	Height	Note
10-400	PVX1300C2	Dual, Hexagonal, Oval	7,5	399	319	75	Delivered in standard case
10-400	PVX1300C2DB	Dual, Hexagonal, Oval	8,1	399	319	75	Delivered with 2 batteries
10-400	PVX1300C2-ADV	Dual, Hexagonal, Oval	15,1	399	319	75	Delivered in CASE ADVANCED
10-400	PVX1300C2DB-ADV	Dual, Hexagonal, Oval	15,1	399	319	75	2 batteries and CASE ADV.
10-400	PVX1300C2-US	Dual, Hexagonal, Oval	5,6	399	319	75	With US charger
10-400	PVX1300C2DB-US	Dual, Hexagonal, Oval	6,2	399	319	75	Delivered with battery and US-charger
10-400	PVX1300C2-WOBC	Dual, Hexagonal, Oval	5,6	399	319	75	without Battery/Charger

## Table stand for Cu- and Al-terminals



### TS1300, TS1300CU, TS1300AL

The TS1300 is a table stand that can be used with crimp heads DV1300C2 or V1300C2-AL.

The table stand is designed for operators with high frequency use of the C2 crimp head. With the table stand you get a stable, safe and easy use of the C2 crimp head.



mm <sup>2</sup>	Name	Crimp geometries	Net weight (kg)	Length mm	Width	Height
10-400	TS1300CU	Dual, Hexagonal, Oval	18,7	190	100	312
16-400	TS1300AL	Punch	20,9	190	100	330
10-400	TS1300		14,1	190	100	215

TS1300 with crimp head

# Accessories for crimping Cu with V1300C2, V1311C2-A and PVX1300C2

The B dies below are intended for Cu-terminals, type KR/KRF/KRD/KRT and KS/KSF/KSD/KST, together with both stranded and multi-stranded Cu conductors of Class 2 according to IEC 60228. For multi-stranded (Class 5) Cu conductors, crimping is recommended with the Dual system.

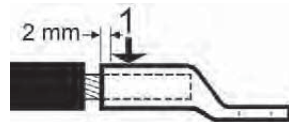
## Crimp dies (C-fork) for KRF/KSF

Supplied in pairs.

For Cu-terminals, hexagonal crimping. Used with die holder V1330.



B dies.



Crimp sequence for one crimp.

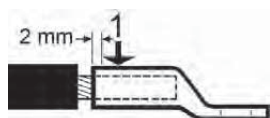
mm <sup>2</sup> KR/KS, KRF/KSF	Name	Number of crimps	Net weight (kg)
10	B8	1	0,101
16	B9	1	0,103
25	B11	1	0,109
35	B13	1	0,113
50	B14,5	1	0,111
70	B17	1	0,107
95	B20	1	0,115
120	B22	1	0,148
150	B25	1	0,135

## Crimp dies (C fork) for KRF/KSF (integrated)

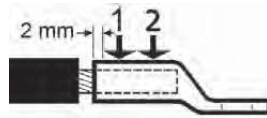
Supplied in pairs.  
For Cu-terminals, hexagonal crimping. Used without a die holder.



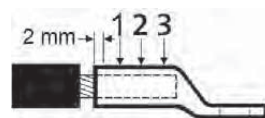
13CB20



Crimp sequence for one crimp.



Crimp sequence for two crimps.



Crimp sequence for three crimps.

mm <sup>2</sup> KR/KS, KRF/KSF	Name	Number of crimps	Net weight (kg)	Die holder required	Note
10	13CB8	1	0,434	No	
16	13CB9	1	0,446	No	
25	13CB11	1	0,468	No	
35	13CB13	1	0,488	No	
50	13CB14,5	1	0,481	No	
70	13CB17	1	0,480	No	
95	13CB20	1	0,497	No	
120	13CB22	1	0,537	No	
150	13CB25	2	0,474	No	
185	13CB27	2	0,478	No	
240	13CB30	2	0,535	No	
300	13CB32	2	0,491	No	
400	13C21B38	3	0,450	No	Used in V1300C2 but NOTE that V13C21 must be in the crimp head/fork.

96

## Crimp dies (C-fork) for KRD/KSD

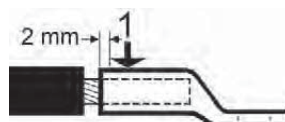
For Cu-terminals, hexagonal crimping. Supplied in pairs.  
The B dies below are intended for Cu-terminals, type KRD and KSD, together with Cu conductors class 2 according to IEC 60228.  
Used with die holder V1330.



B dies.



Die holder V1330 (pair).



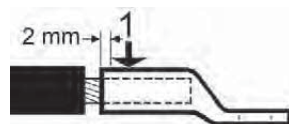
Crimp sequence for one crimp.

mm <sup>2</sup> KRD/KSD	Name	Number of crimps	Net weight (kg)
16	B8	1	0,101
25	B9	1	0,103
35	B11	1	0,109
50	B12	1	0,108
70	B14	1	0,112
95	B16	1	0,107
120	B19	1	0,118
150	B22	1	0,148

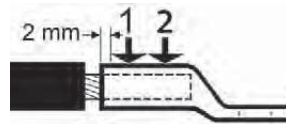


## Crimp dies (C fork) for KRD/KSD (integrated)

Supplied in pairs.  
For Cu-terminals, hexagonal crimping. Used without a die holder.



Crimp sequence for one crimp.



Crimp sequence for two crimps.

mm <sup>2</sup> KRD/KSD	Name	Number of crimps	Net weight (kg)
16	13CB8	1	0,434
25	13CB9	1	0,446
35	13CB11	1	0,468
50	13CB12	1	0,466
70	13CB14	1	0,483
70	13CB16	1	0,484
120	13CB19	1	0,500
150	13CB22	1	0,537
185	13CB25	2	0,474
240	13CB27	2	0,478
300	13CB30	2	0,535
400	13CB32	2	0,491

## Crimp dies (C-fork) for KRT/KST

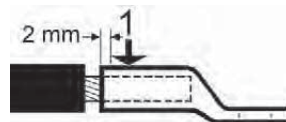
For Cu-terminals, hexagonal crimping. Supplied in pairs.  
The B dies below are intended for Cu-terminals, type KRD and KSD,  
together with Cu conductors class 2 according to IEC 60228.  
Used with die holder V1330.



B dies.



Die holder V1330 (pair).



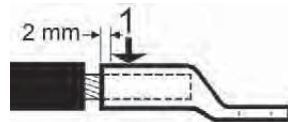
Crimp sequence for one crimp.

mm <sup>2</sup> KRT/KST	Name	Number of crimps	Net weight (kg)	Die holder required
10	B7	1	0,101	Yes
16	B8,5	1	0,101	Yes
25	B10	1	0,106	Yes
35	B12	1	0,108	Yes
50	B14	1	0,112	Yes
70	B16	1	0,107	Yes
95	B18	1	0,120	Yes
120	B19	1	0,118	Yes
150	B22	1	0,148	Yes
185	B24	1	0,139	Yes

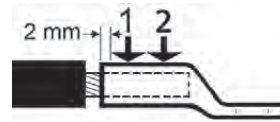


# Crimp dies (C fork) for KRT/KST (integrated)

Supplied in pairs.  
For Cu-terminals, hexagonal crimping. Used without a die holder.



Crimp sequence for one crimp.



Crimp sequence for two crimps.

mm <sup>2</sup> KRT/KST	Name	Number of crimps	Net weight (kg)
10	13CB7	1	0,46
16	13CB8,5	1	0,46
25	13CB10	1	0,475
35	13CB12	1	0,466
50	13CB14	1	0,483
95	13CB16	1	0,484
95	13CB18	1	0,502
120	13CB19	1	0,50
150	13CB22	1	0,537
185	13CB24	2	0,482
240	13CB26	2	0,48
300	13CB30	2	0,535
400	13CB32	2	0,491

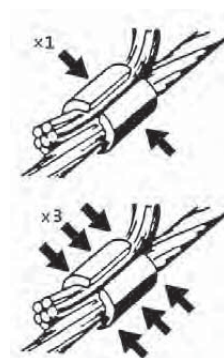
96

# Crimp dies (C-fork) for C-sleeves

For Cu branching with C-sleeves, oval crimping.  
Unless otherwise stated, use die holder V1330.



BC dies.



1 and 3 crimps.

Through conductor mm <sup>2</sup>	Branching mm <sup>2</sup>	mm <sup>2</sup>	Name	Number of crimps	Net weight (kg)	Die holder required
6-16	6-16	Total: 12-26	BC5	1	0,112	Yes
5-25	5-25	Total: 30-50	BC6	1	0,149	Yes
6-50	6-50	Total: 50-100	BC8-9	1	0,138	Yes
25-120	25-120	Total: 95-190	13CBC13	3	0,620	No
25-185	25-185	Total: 175-240	13CBC15	3	0,462	No

# Die holders for the 1300 system (C2)

Supplied in pairs.



Die holder V1330 (pair).

Name	Net weight (kg)
V1330	0,43

# Tools for Cu terminals 10 - 800 mm<sup>2</sup>, Al terminals 16 - 630 mm<sup>2</sup> and C-sleeves 6 - 300 mm<sup>2</sup>



## V250



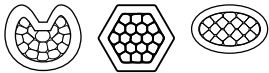
Tested and certified crimp head for crimping Cu-terminals, type KR/KRT 10 mm<sup>2</sup>, KS/KST 10 mm<sup>2</sup>, KRF/KRD/KRT 16-800 mm<sup>2</sup>, KSF/KSD/KST 16-800 mm<sup>2</sup>, Al-terminals 16-630 mm<sup>2</sup> (-300 solid), C sleeves 6/6-300/300 mm<sup>2</sup>. Used in combination with foot pump P4000 or the electrically powered pump PS710 (battery powered version of PS710E is also available).

### Properties:

- working pressure 63 MPa (630 bar)
- crimp force 250kN (25 tonnes)
- large crimp area, 10-800 mm<sup>2</sup>

mm <sup>2</sup> (Cu)	mm <sup>2</sup> (Stranded Al)	mm <sup>2</sup> (Solid Al)	Name	Crimp geometries	Net weight (kg)	Length mm	Width	Height
10-800	16-630	16-300	V250	Punch, Hexagonal, Oval	4,68	280	111	74

### Crimp geometries



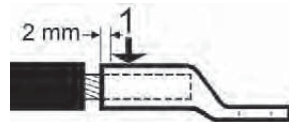
# Accessories for crimping Cu with V250

The B dies are intended for Cu-terminals, type KR/KRF and KS/KSF, together with stranded Cu conductors of Class 2 according to IEC 60228. For multi-stranded (Class 5) Cu conductors, crimping with the Dual system is recommended.

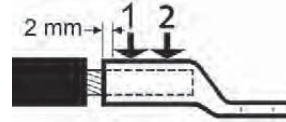
## Crimp dies for KRF/KSF

Supplied in pairs.

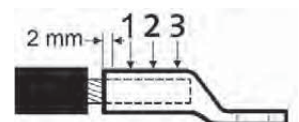
For Cu-terminals, KRF/KSF, hexagonal crimping. If die holders are required, use inner die holder V2506 and outer die holder V2508



Crimp sequence for one crimp.



Crimp sequence for two crimps.



Crimp sequence for three crimps.

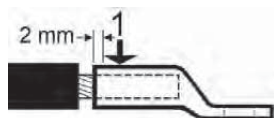
Die pair B2542, used without die holder.

mm <sup>2</sup> KRF/KSF	Name	Number of crimps	Net weight (kg)	Die holder required
10	B8	1	0,101	Yes
16	B9	1	0,103	Yes
25	B11	1	0,109	Yes
35	B13	1	0,113	Yes
50	B14,5	1	0,111	Yes
70	B17	1	0,107	Yes
95	B20	1	0,115	Yes
120	B22	1	0,148	Yes
150	B25	1	0,135	Yes
185	B27	1	0,128	Yes
240	B30	1	0,115	Yes
300	B2532	1	1,018	No
400	B2538	2	0,896	No
500	B2542	2	0,874	No
630	B2553	3	0,912	No

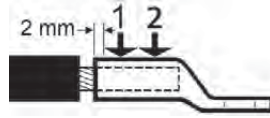
# Crimp dies for KRD/KSD

Supplied in pairs.

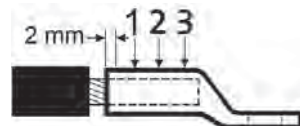
For Cu-terminals, KRD/KSD, hexagonal crimping. If die holders are required, use inner die holder V2506 and outer die holder V2508.



Crimp sequence for one crimp.



Crimp sequence for two crimps.



Crimp sequence for three crimps.

Die pair B2542, used without die holder.

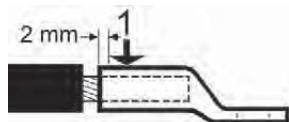
mm <sup>2</sup> KRD/KSD	Name	Number of crimps	Net weight (kg)	Die holder required
16	B8	1	0,101	Yes
25	B9	1	0,103	Yes
35	B11	1	0,109	Yes
50	B12	1	0,108	Yes
70	B14	1	0,112	Yes
95	B16	1	0,107	Yes
120	B19	1	0,118	Yes
150	B22	1	0,148	Yes
185	B25	1	0,135	Yes
240	B27	1	0,128	Yes
300	B30	1	0,115	Yes
400	B2532	1	1,018	No
500	B2540	2	0,891	No
630	B2545	3	0,899	No
800	B2553	3	0,912	No

96

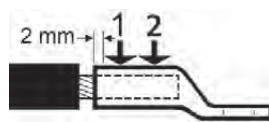
# Crimp dies for KRT/KST

Supplied in pairs.

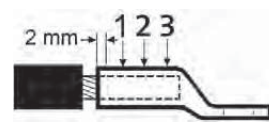
For Cu-terminals, KRT/KST, hexagonal crimping. If die holders are required, use inner die holder V2506 and outer die holder V2508.



Crimp sequence for one crimp.



Crimp sequence for two crimps.



Crimp sequence for three crimps.

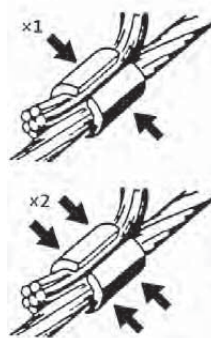
Die pair B2542, used without die holder.

mm <sup>2</sup> KRT/KST	Name	Number of crimps	Net weight (kg)	Die holder required
10	B7	1	0,101	Yes
16	B8,5	1	0,101	Yes
25	B10	1	0,106	Yes
35	B12	1	0,108	Yes
50	B14	1	0,112	Yes
70	B16	1	0,107	Yes
95	B18	1	0,120	Yes
120	B19	1	0,118	Yes
150	B22	1	0,148	Yes
185	B24	1	0,139	Yes
240	B26	1	0,131	Yes
300	B30	1	0,115	Yes
400	B2532	1	1,018	No
500	B2540	2	0,891	No
630	B2545	3	0,899	No
800	B2553	3	0,912	No



## Crimp dies for C-sleeves

Die pair for Cu-branching with C-sleeves, oval crimping. If a die holder is required, use inner die holder **V2506** and outer die holder **V2508**, for the V250 system.



Die holder V2508, BC dies, die holder V2506.

Die pair B25C16

One and two crimps.

Through conductor mm <sup>2</sup>	Branching mm <sup>2</sup>	mm <sup>2</sup>	Name	Number of crimps	Net weight (kg)	Die holder required
6-16	6-16	Total: 12-26	BC5	1	0,112	Yes
5-25	5-25	Total: 30-50	BC6	1	0,149	Yes
6-50	6-50	Total: 50-100	BC8-9	1	0,138	Yes
25-120	25-120	Total: 95-190	BC13	1	0,142	Yes
25-185	25-185	Total: 175-240	B25C15	1	1,012	No
25-300	25-300	Total: 245-425	B25C18	2	0,954	No
150-300	150-300	Total: 450-540	B25C21	2	0,864	No

96

## Die holders for the 250 system

Inner and outer die holder for the 250 system.



Inner die holder V2506.

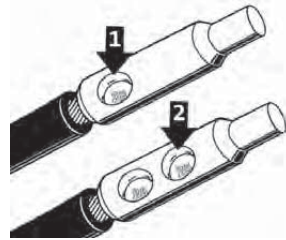
Outer die holder V2508.

Name	Net weight (kg)
V2506	0,341
V2508	0,632

# Accessories for crimping Al with V250

## Punch and Matrix for indent crimping

For indent crimping of Al-terminals and connectors. Two crimps are always needed, see image.  
For solid (Class 1) and solid (Class 2) Al-conductors according to IEC 60228. (no punch holder is needed)



Matrix holder V2521, matrix P13M, punch P13D.

Crimp sequence

Stranded Al mm <sup>2</sup>	Solid Al mm <sup>2</sup>	Matrix	Matrix holder	Punch	Number of crimps	Used for
16-25	16-35	P13M	V2521	P13D	2	
35-70	50-95	P20M	V2521	P20D	2	
95-150	120-185	P25M	V2521	P25D	2	
185-240	240	P32M	V2531	P32D	2	
300	300	P36M	V2531	P36-40-44D	2	
300-400		P2537M		P2537D	2	Terminals and through connectors of type AK/AS/AKK/AKS 300B-400B
400		P40M	V2531	P36-40-44D	2	
500		P44M	V2531	P36-40-44D	2	Terminals and through connectors of type AK/AS/AKK/AKS 500B
500-630		P2552M		P2552D	2	Terminals and through connectors type AK/AS/AKK/AKS 500A

# Punch and Matrix for pre-rounding

For Al conductors, pre-rounding. Use punch holder V2540.



Matrix holder V2531, matrix R18MR, punch R18DR, punch holder V2540.

Stranded Al mm <sup>2</sup>	Solid Al mm <sup>2</sup>	Matrix	Matrix holder	Punch
16	16 (+25)	R6MR	V2521	R6DR
25	35	R7MR	V2521	R7DR
35	50	R8MR	V2521	R8DR
50	70	R9MR	V2521	R9DR
70	95	R12MR	V2521	R12DR
95	120	R13MR	V2521	R13DR
120	150	R15MR	V2521	R15DR
150	185	R16MR	V2521	R16DR
185	240	R18MR	V2531	R18DR
240		R20MR	V2531	R20DR
300	300	R21MR	V2531	R21DR
400		R26MR	V2531	R26DR
500		R28MR	V2531	R28DR

96

## Matrix- and punch holder for the 250 system

Matrix- and punch holder for the 250 system.



Stranded Al mm <sup>2</sup>	Solid Al mm <sup>2</sup>	Name	Net weight (kg)
16-150	16-185	V2521	0,921
185-500	240-300	V2531	0,750
16-500	16-300	V2540	0,157

# Accessories for crimping overhead lines with V250

## Crimp dies for AlMgSi(Super B) and Al59

Supplied in pairs. For joints on overhead lines AlMgSi (Super B) and Al59, hexagonal crimping. Use inner die holder **V2506** and outer die holder **V2508**.




Die holder V2508, BNP dies, die holder V2506.

mm <sup>2</sup> Overhead line	Name	Number of crimps	Net weight (kg)
31-62	B16NP	2x5	0,118
99	B20NP	2x5	0,126
157	B26NP	2x8	0,140

## Crimp dies for overhead lines FeAl

Supplied in pairs. BxxFE dies are used for steel sleeves and BxxNP dies are used for Al-sleeves. Use inner die holder **V2506** and outer die holder **V2508**.



Die pair B16NP

mm <sup>2</sup>	Die Fe	Die Al	Number of crimps
62	B6FE	B16NP	2x5
99	B8FE	B20NP	2x5



## Storage box L-Alu

Additional storage box for LV1300B and LV250, with space for accessories to crimp Elpress Al-terminals.

### Properties:

- material plywood
- interior material polyethylene
- solid, moulded interior



Name	Net weight (kg)	Length mm	Width	Height
L-ALU	5,19	570	467	130



## Storage box LV250

Storage box with space for tool V250 and all necessary accessories to crimp Elpress Cu-terminals.

### Properties:

- material plywood
- interior material polyethylene
- solid, moulded interior



Name	Net weight (kg)	Length mm	Width	Height
LV250	5,09	570	467	130

# Crimp station for industrial crimping of KRF/KSF terminals 10 - 300 mm<sup>2</sup>



## CS2500

Elpress crimp station CS2500 offers efficient production with the greatest possible personal safety. Advanced, intelligent properties combined with simplicity make the product unique.



Crimp station CS2500.

### Properties:

- designed for continuous production of electric Cu-terminals, 10-300 mm<sup>2</sup>
- quick locking of the terminal using low force shortens the overall time for crimping
- automatic setting of crimp force up to 250 kN, provides optimal service life for tools and accessories
- only one crimp necessary throughout the work area
- integrated Elpress DUAL System
- hydraulic pump PS710D with control, monitoring and error reporting
- operated with a foot pedal
- CE approved, meets the requirements of the Safety of machinery directive
- software Analyzer for analysis and report printout of crimps
- 110-240VAC 50-60Hz

mm <sup>2</sup> (Cu)	Name	Net weight (kg)	Length mm	Width	Height
10-300	CS2500	59,5	200	350	340



Pump PS710D.



# Crimp dies for CS2500

Supplied in pairs.

For Cu-terminals, type KR/KRF and KS/KSF and flexible Cu conductors, no die holders are required.



Die pair 13DCB20.

mm <sup>2</sup>	Name	Number of crimps	Net weight (kg)
10	13DCB8	1	0,456
16	13DCB9	1	0,440
25	13DCB11	1	0,465
35	13DCB13	1	0,486
50	13DCB14,5	1	0,497
70	13DCB17	1	0,503
95	13DCB20	1	0,507
120	20DCB22	1	0,599
150	20DCB25	1	0,599
185	20DCB27	1	0,591
240	20DCB30	1	0,587
300	20DCB32	1	0,564

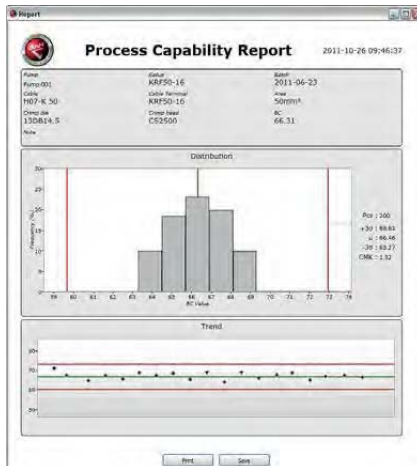
# Analyzer - software for analysis of crimps and system calibration



The Analyzer program is used to ensure quality crimps and save data to quality documents. By simple means, all crimps can be studied in a PC environment where they get their own ID number for full traceability. The unique SPC tool, Statistic Process Control, makes it possible to consider crimping as a measurable process. Analyzer is a statistical program for systematic studies of variations in the crimp process. Furthermore, you can export, import, print or save graphs, calibration data, batch reports etc.

## Properties:

- Elpress Analyzer improves overall quality
- helps the user
- provides a process improvement tool
- measures and shows all crimps
- supports preventive maintenance of equipment
- creates traceability and documentation
- makes communication easy
- increases user skills
- eliminates incorrect crimps
- comes with instructions for use



Analyzer, measures and analyses each individual crimp.

# Tools for Cu-terminals 500 - 1000 mm<sup>2</sup> and Al-terminals 800 - 1200 mm<sup>2</sup>



## V1470



Tested and certified crimp head for contact crimping Cu-terminals, type KRF/KSF 500-800 mm<sup>2</sup>, KRK/KSD, KRT/KST 500-1000 mm<sup>2</sup>, Al-terminals 800-1200 mm<sup>2</sup>, C-sleeves 245-540 mm<sup>2</sup> (C150-185 och C240-300). Used in combination with foot pump P4000 or electrically powered pump PS710.

### Properties:

- working pressure 63 MPa (630 bar)
- crimp force 400 kN
- supplied in plywood box

mm <sup>2</sup> (Cu)	mm <sup>2</sup> (Stranded Al)	Name	Crimp geometries	Net weight (kg)	Length mm	Width	Height
500-1000	800-1200	V1470	Punch, Hexagonal, Oval	20,76	510	235	103

### Crimp geometries



## Crimp dies for KRF/KSF, KR D/KSD and KRT/KST

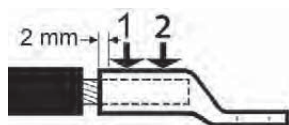
Supplied in pairs.

For Cu-terminals, hexagonal crimping. When crimping Cu-terminals, two crimps are always required.

Flexible conductors in KRF/KSF and stranded conductors in KR D/KSD/KRT/KST.



B4040.



Crimp sequence for two crimps.

mm <sup>2</sup>	Name	Number of crimps	Net weight (kg)	Die holder required	Note
500	B4040	2	4,011	No	For stranded Cu-conductors: KR D/KSD, KRT/KST 500 mm <sup>2</sup>
500	B4042	2	4,067	No	For multi strand Cu-conductors: KRF/KSF 500 mm <sup>2</sup>
630	B4045	2	3,959	No	For stranded Cu-conductors: KR D/KSD, KRT/KST 630 mm <sup>2</sup>
630-800	B4053	2	3,901	No	For multi strand Cu-conductors: KRF/KSF (and stranded Cu conductors 800 mm <sup>2</sup> : KR D/KSD/KRT/KST)
1000	B4056	2	3,670	No	For stranded Cu-conductors: KR D/KSD, KRT/KST

## Crimp dies for C-sleeves

Supplied in pairs.

For Cu branching with C-sleeve, oval crimping.

Only one crimp is required for Cu branches with C-sleeve.



B40C18.

Through conductor mm <sup>2</sup>	Branching mm <sup>2</sup>	mm <sup>2</sup>	Name	Number of crimps	Net weight (kg)	Die holder required
25-300	25-300	Total: 245-425	B40C18	1	4,000	No
150-300	150-300	Total: 450-540	B40C21	1	4,083	No

# Punch and Matrix

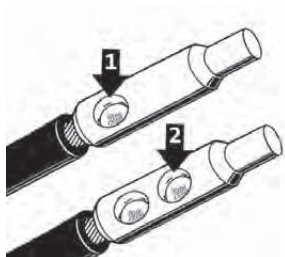
For Al-terminals, indent crimping.

Use matrix holder **V1471**.

When crimping Al-terminals, two crimps are always required.



Matrix holder V1471, Matrix W60M, punch W60D.



Crimp sequence

Stranded Al mm <sup>2</sup>	Matrix	Punch	Number of crimps	Matrix holder required	Punch holder required
800-1000	W60M	W60D	2	Yes	No
1200	W70M	W70D	2	Yes	No

# Lightweight and versatile designed pumps based on customer needs



## PS710

The PS710 is an electrically driven pump for crimping with advanced control and monitoring of crimping progress. A flexible system for a wide range of applications with high performance and reliability for professional use. The pump is suitable for cabling manufacturers as well as for fitters working in the field. The PS710 can be used for all types of crimping or cutting. The PS710 has a power source for all types of crimping.

### Technical data:

- possibility to use different pressure ranges, 0 - 700 Bar
- can be used with a PC on a computer network with a printer, does not apply to the PS710R
- oil flow at 20 bar: 0.6 litre/min (PS710D 1.2 litre/min)
- oil volume: 1.0 litre
- oil type: HYDREX MV 22 or similar
- crimps/battery charge: 120 crimps with Cu 150 mm<sup>2</sup>
- ambient temperature: -22 to 55°C
- protection: IP54
- mains operation 85-276VAC 50-60Hz
- Li-ion battery 28,8V, 3,0 Ah
- meet CE requirements: Safety of machinery 2006/42/EC, Electromagnetic compatibility 2014/30/EU, Low Voltage Directive 2014/35/EU, ROHS 2014/35/EU, WEEE 2012/19/EU
- weight approx. 12,4 kg
- compact dimensions 370 x 170 x 280 mm

The pump consists of three basic versions, each with customisation options.



## PS710D

- For cabling manufacturers. used with crimping station CS2500

### Properties:

- unique electronic control system together with special PC software
- analysis and process monitoring/control, SPC, for tracking each crimp
- LCD Display with keypad for full status information of pump to the fitter
- communication with PC in real time provides instant quality control
- integrated communication via CAN with Elpress CS2500
- high flow hydraulic pump for fastest possible crimping
- can be used with PC on a computer network with printer



Pump PS710D

Name	Net weight (kg)	Length mm	Width	Height
PS710D	12,4	370	170	280





## PS710E

For fitters working in the distribution network or industry.

### Properties:

- small and light weight, which makes the product easy to use in every situation
- maximum performance, can be used both with Li-ion battery 28.8 V or 220V mains power
- LCD Display with keypad for full status information of pump to the fitter
- able to store and document crimps in the control system
- PC communication via USB
- to be used with crimp heads and cable cutters
- Elpress ergonomic handle ERGOCOM, with wireless communication can be selected for
- charger 230 VAC 50 Hz, 10.8-28.8 V, charging time 65 min



Pump PS710E

Name	Net weight (kg)	Length mm	Width	Height
PS710E	12	370	170	280



## PS710E251 and PS710E501\*

### Contains:

- pump E-version
- cable
- hydraulic hose 2.4 m or 5.0 m with wireless communication ERGOCOM
- battery
- charger
- carrying strap
- 110-240VAC 50-60Hz



Name	Gross weight (kg)	Length mm	Width	Height	Note
PS710E251	24,5	370	170	280	PS710E pump with carrying strap. Ergocom hose 2.4 m and power cord EU, battery and charger
PS710E501	26,0	370	170	280	PS710E pump with carrying strap. Ergocom hose 5.0 m and power cord EU, battery and charger
PS710E501-US	26,0	370	170	280	PS710E pump with carrying strap. Ergo hose 5.0 m and power cord US, battery and charger
PS710E251-US	24,5	370	170	280	PS710E pump with carrying strap. Ergo hose 2.4 m and power cord US, battery and charger

ERGOCOM hoses are not available in US/North American market.



## PS710R

For users looking for a reliable standard product (without the need for documented traceability).



Pump PS710R

### Properties:

- pump control without electronic control system, relay controlled
- easily equipped without data communication
- without battery
- to be used with crimp heads and cable cutters
- Elpress ergonomic handle ERGO, with wired communication can be selected for
- 110-240VAC 50-60Hz

Name	Net weight (kg)	Length mm	Width	Height
PS710R	12	370	170	280



## PS710R250 and PS710R500\*

### Contains:

- pump R version
- cable
- hydraulic hose 2.4 or 5.0 m with wired communication ERGO
- carrying strap



Name	Gross weight (kg)	Length mm	Width	Height	Note
PS710R250	23,0	370	170	280	PS710R pump with carrying strap. Ergo hose 2.4 m and power cord EU
PS710R500	24,5	370	170	280	PS710R pump with carrying strap. Ergo hose 5.0 m and power cord EU
PS710R250-US	23,0	370	170	280	PS710R pump with carrying strap. Ergo hose 2.4 m and power cord US
PS710R500-US	24,5	370	170	280	PS710R pump with carrying strap. Ergo hose 5.0 m and power cord US

## Accessories for PS710x

Operating handle for operation of pump PS710. Ergonomically designed handle that reduces the load on the operator at the workstation. ERGOCOM is controlled via Bluetooth and ERGO is wired. Available in different designs depending on the length of the hydraulic hose.



Name	Pcs/ pack	Note
HYD.SLANG KPL. 2,4M ERG PS710E	1	Hydraulic hose (2.4 m) for PS710E, with ERGO handle
HYD.SLANG KPL. 5M ERGO PS710E	1	Hydraulic hose (5 m) for PS710E, with ERGO handle
HYD.SLANG KPL.2,4M ERGO PS710R	1	Hydraulic hose (2.4 m) for PS710R, with ERGO handle
HYD.SLANG KPL. 5M ERGO PS710R	1	Hydraulic hose (5 m) for PS710R, with ERGO handle
HYD.SLANG KPL. 2,4M ERGOCOM	1	Hydraulic hose (2.4 m) for PS710R, with ERGOCOM handle (bluetooth)
HYD.SLANG KPL. 5M ERGOCOM	1	Hydraulic hose (5 m) for PS710R, with ERGOCOM handle (bluetooth)
FCU-PS710R	1	Foot pedal for PS710R
FCU-PS710D&E	1	Foot pedal for PS710D and PS710E
BÄRREM PS710	1	Carrying strap for all PS710 versions

ERGOCOM hoses are not available in US/North American market

# Hydraulic foot pump



## P4000



### Properties:

- unique version in high strength aluminium alloy
- ergonomic design
- smooth, anodised (electro-oxidised) surfaces – easy to keep clean
- highly efficient, two-stage pump system with fast feed
- single foot-operated pressure relief (tool return) after automatic stop when crimping is complete
- 2.2 m hose with quick coupling
- standard pressure setting 630 bar/63 MPa, (max. setting 700 bar)
- safety valve for return at all pressures
- smooth transport mode for the hose
- special output for pressure monitoring

Name	Net weight (kg)	Length mm	Width	Height
P4000	8,8	500	180	280